



JST-FCMH-(710-740)W-HD

MBB HALF-CELL N-Type HJT Bifacial Double Glass
Monocrystalline PV Module

710-740W

POWER RANGE

23.82%

MAXIMUM EFFICIENCY

0.30%

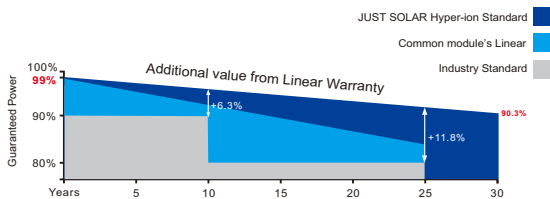
YEARLY DEGRADATION



15 YEARS PRODUCT WARRANTY



**30 YEARS OUTPUT
GUARANTEE**



*Please check the valid version of Limited Product Warranty which is officially released by JUST SOLAR GROUP LIMITED.



IEC 61215/IEC 61730

ISO 14001: Environmental Management System

ISO 9001: Quality Management System

ISO45001: Occupational Health and Safety Management System

*As there are different certification requirements in different markets, please contact your local sales representative for the specific certificates applicable to the products in the region in which the products are to be used.

Key Features



Excellent Cells Efficiency

SMBB technology reduce the distance between busbars and finger grid line which is benefit to power increase.



Anti PID

Ensured PID resistance through the quality control of cell manufacturing process and raw materials.



Reaction to Fire Class 1

In conformity with standard UNI 9177:1987, reaction to fire class 1.



Bifacial Technology

Up to 25% additional power gain from back side depending on albedo.



Better Weak Illumination Response

More power output in weak light condition, such as haze, cloudy, and early morning.



Adapt To Harsh Outdoor Environment

Resistant to harsh environments such as salt, ammonia, sand, high temperature and high humidity environment.



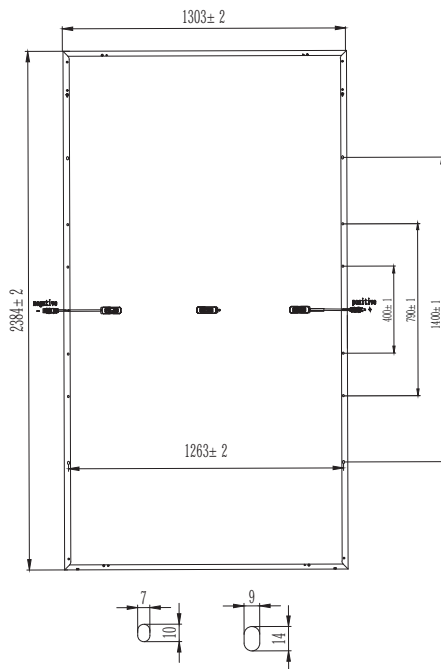
Excellent Quality Management System

Warranted reliability and stringent quality assurances well beyond certified requirements.

JST-FCMH-(710-740)W-HD

MBB HALF-CELL N-Type HJT Bifacial
Double Glass Monocrystalline PV Module

TECHNICAL DRAWINGS



ELECTRICAL CHARACTERISTICS

Model	710W	715W	720W	725W	730W	735W	740W
Testing Condition: STC Maximum Power (Pmax/W)	710	715	720	725	730	735	740
Operating Voltage (Vmpp/V)	43.46	43.68	43.91	44.13	44.35	44.57	44.79
Operating Current (Impp/A)	16.34	16.37	16.40	16.43	16.46	16.49	16.52
Open-Circuit Voltage (Voc/V)	50.71	50.91	51.11	51.31	51.71	51.91	52.11
Short-Circuit Current (Isc/A)	17.25	17.27	17.29	17.31	17.33	17.35	17.37
Module Efficiency (%)	22.86	23.02	23.18	23.34	23.50	23.66	23.82

STC: Irradiance 1000W/m², Spectra at AM1.5, Cell Temperature 25°C.
Power Output Tolerance: 0~+5W, Test Uncertainty for Pmax: ±3%

REAR SIDE POWER GAIN(REFERENCE TO 720W FRONT)

Pmax Gain	5%	10%	15%	20%	25%
Pmax/W	756	792	828	864	900
Vmpp/V	43.91	43.91	43.91	43.91	43.91
Impp/A	17.22	18.04	18.86	19.68	20.50
Voc/V	51.11	51.11	51.11	51.11	51.11
Isc/A	18.15	19.02	19.88	20.75	21.61

MECHANICAL CHARACTERISTICS

Solar Cell	HJT 210 x 105mm
No. of Cells	132 (2 x 66)
Module Dimensions	2384 x 1303 x 33mm (93.86 x 51.30 x 1.30 inches)
Weight	38.3kg
Front Glass	2.0mm AR Coating Semi-tempered Glass
Back Glass	2.0mm Glazed Semi-tempered Glass
Frame	Anodized Aluminium Alloy
Junction Box	IP68, 3 Bypass Diodes
Output Cables	4mm ² , 300mm(+)/300mm(-) or Customized Length
Connectors	MC4

APPLICATION CONDITIONS

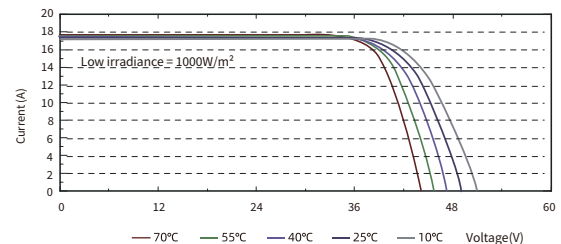
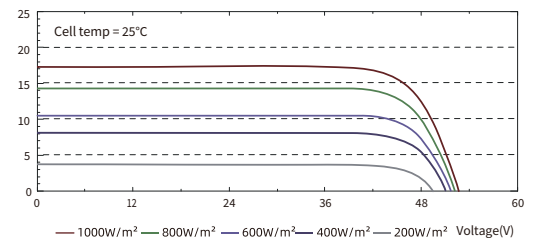
Maximun System Voltage	DC1500V
Operating Temperature	-40°C~+85°C
Maximun Series Fuse	30A
Safety Protection Class	Class II
Mechanical Load	Front side 5400Pa, Back side 2400Pa
Refer. Bifaciality Factor	85%±5%

TEMPERATURE CHARACTERISTICS

Temperature Coefficient of Pmax	-0.26%/°C
Temperature Coefficient of Voc	-0.22%/°C
Temperature Coefficient of Isc	+0.047%/°C
Nominal Module Operating Temperature (NOCT)	42±2°C

I-V CURVE

710W



PACKING CONFIGURATION

Type of Shipping	Platform Trailer (17.5m)	Container 40'HC
Pieces/Pallet	33	33
Total Amount	759	594